

MODEL **OverDrive AGM 31**
 VOLTAGE **12**
 MATERIAL **Polypropylene**
 DIMENSIONS **Inches (mm)**
 BATTERY **VRLA AGM**
 COLOR **Maroon**
 WATERING **N/A**
 DESIGN LIFE **10 Years**



12V

PRODUCT + PHYSICAL SPECIFICATIONS

BCI Group Size	Type	Voltage	Cell(s)	Terminal Type ⁶	Dimensions ⁴ Inches (mm)			Weight Lbs. (kg)
					Length	Width	Height ^F	
31	OverDrive AGM 31™	12	6	11	13.42 (341)	6.81 (173)	9.21 (234)	69 (31)

ELECTRICAL SPECIFICATIONS

Cranking Performance		Capacity ^A Minutes		Capacity ^B Amp-Hours (AH)				Energy (kWh)	Internal Resistance (mΩ)	Short Circuit Current (amps)
C.C.A. ^D @ 0°F (-18°C)	C.A. ^E @ 32°F (0°C)	@ 25 Amps	@ 75 Amps	5-Hr	10-Hr	20-Hr	100-Hr	100-Hr	—	—
730	875	180	—	84	93	102	112	1.34		

CHARGING INSTRUCTIONS

Charger Voltage Settings (at 77°F/25°C)				
System Voltage	12V	24V	36V	48V
Bulk Charge	14.40	28.80	43.20	57.60
Absorption Charge	14.10 – 14.70	28.20 – 29.40	43.30 – 44.10	56.40 – 58.80
Float Charge	13.50	27.00	40.50	54.00

Do not install or charge batteries in a sealed or non-ventilated compartment. Constant under or overcharging will damage the battery and shorten its life as with any battery.

CHARGING TEMPERATURE COMPENSATION

Add	Subtract
0.005 volt per cell for every 1°C below 25°C 0.0028 volt per cell for every 1°F below 77°F	0.005 volt per cell for every 1°C above 25°C 0.0028 volt per cell for every 1°F above 77°F

OPERATIONAL DATA


Operating Temperature	Self Discharge
-40°F to 160°F (-40°C to +71°C). At temperatures below 32°F (0°C) maintain a state of charge greater than 60%.	Less than 3% per month depending on storage temperature conditions.

STATE OF CHARGE MEASURE OF OPEN-CIRCUIT VOLTAGE

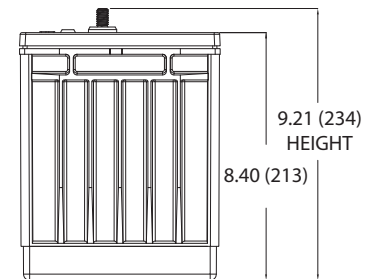

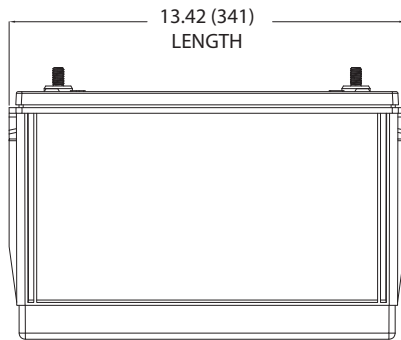
Percentage Charge	Specific Gravity	Cell	12 Volt
100	NA	2.14	12.84
75	NA	2.09	12.54
50	NA	2.04	12.24
25	NA	1.99	11.94
0	NA	1.94	11.64



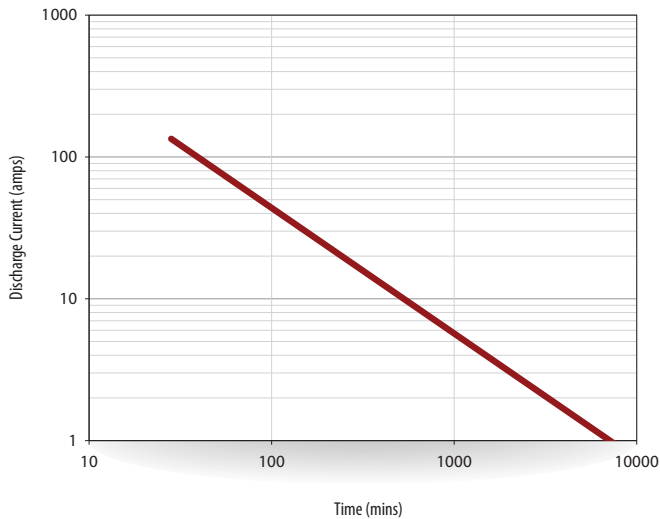
TERMINAL CONFIGURATIONS⁶

11	ST	Stud Terminal
		
Terminal Height Inches (mm) 0.64 (16)		
Torque Values in-lb (Nm) 120 – 180 (14 – 20)		
Stud Size 3/8"		

BATTERY DIMENSIONS (shown with ST)

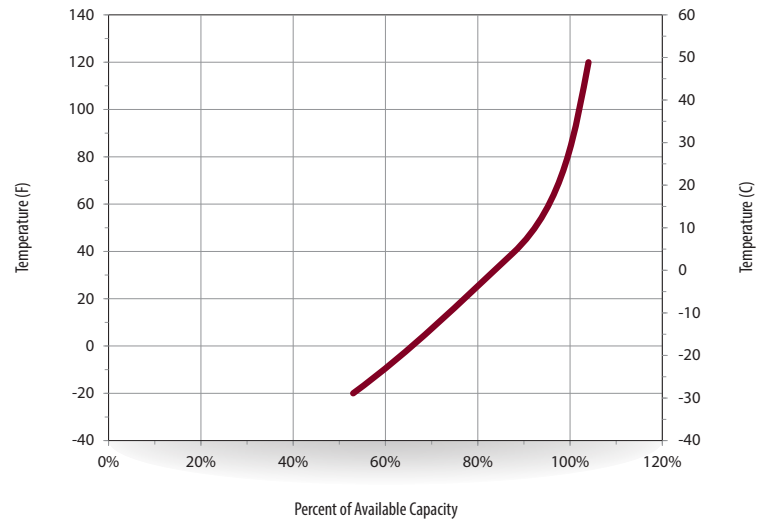


TROJAN OVERDRIVE AGM 31 PERFORMANCE



- A. The number of minutes a battery can deliver when discharged at a constant rate at 80°F (27°C) and maintain a voltage above 1.75 V/cell. Capacities are based on peak performance.
- B. The amount of amp-hours (AH) a battery can deliver when discharged at a constant rate at 80°F (27°C) and maintain a voltage above 1.75 V/cell. Capacities are based on peak performance.
- C. Dimensions may vary depending on type of handle or terminal. Batteries should be mounted with 0.5 inches (12.7 mm) spacing minimum.

PERCENT CAPACITY VS. TEMPERATURE



- D. C.C.A. (Cold Cranking Amps) - the discharge load in amperes which a new, fully charged battery can maintain for 30 seconds at 0°F (-18°C) at a voltage above 1.2 V/cell.
- E. C.A. (Cranking Amps) - the discharge load in amperes which a new, fully charged battery can maintain for 30 seconds at 32°F (0°C) at a voltage above 1.2 V/cell. This is sometimes referred to as marine cranking amps @ 32°F or M.C.A. @ 32°F.
- F. Height taken from bottom of the battery to the highest point on the battery. Heights may vary depending on type of terminal.
- G. Terminal images are representative only.